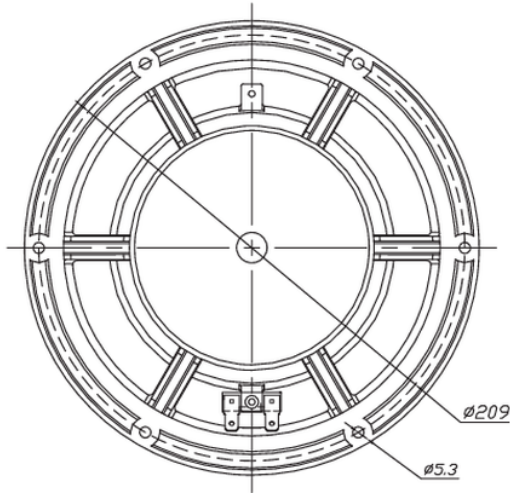
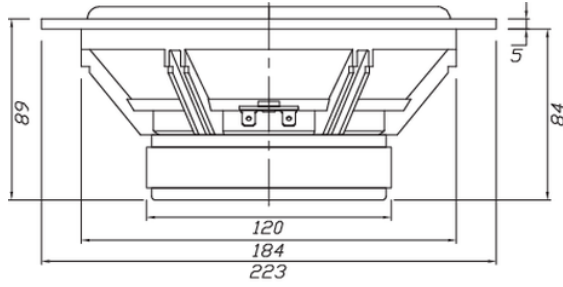




RS225-8 8" Reference Woofer 8 Ohm

RS225-8



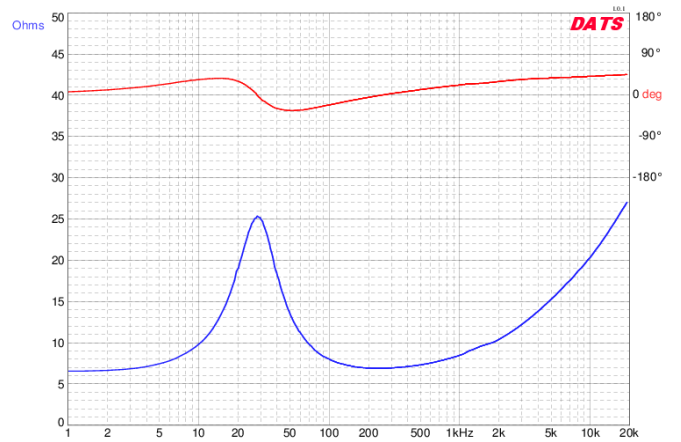
PARAMETERS

Impedance	8 ohms
Re	6.5 ohms
Le	0.86 mH @ 1 kHz
Fs	28.3 Hz
Qms	1.46
Qes	0.51
Qts	0.38
Mms	35.8g
Cms	0.88 mm/N
Sd	213.8 cm ²
Vd	149.7 cm ³
BL	9.05 Tm
Vas	56.8 liters
Xmax	7.0 mm
VC Diameter	38 mm
SPL	86.8 dB @ 2.83V/1m
RMS Power Handling	80 watts
Usable Frequency Range (Hz)	28 - 2,400 Hz

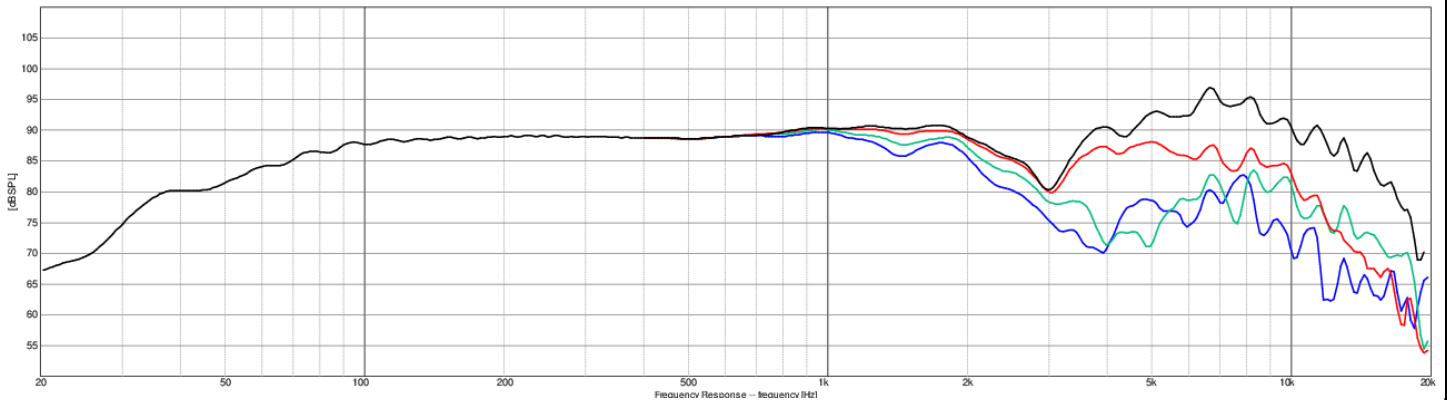
FEATURES

- One of the lowest distortion, highest resolution driver series available
- Low-distortion high-excursion motor system with two short-circuit paths
- Compliant suspension and rigid black anodized aluminum cone for strong bass performance
- Heavy-duty 6-hole cast frame, low-loss rubber surround, and solid aluminum phase plug
- Designed and engineered in the USA

IMPEDANCE/PHASE



FREQUENCY RESPONSE



Note: 1/24th octave smoothing - nearfield response included in graph below 450 Hz.

Black = 0°
Red = 15°
Green = 30°
Blue = 45°